

March 2026

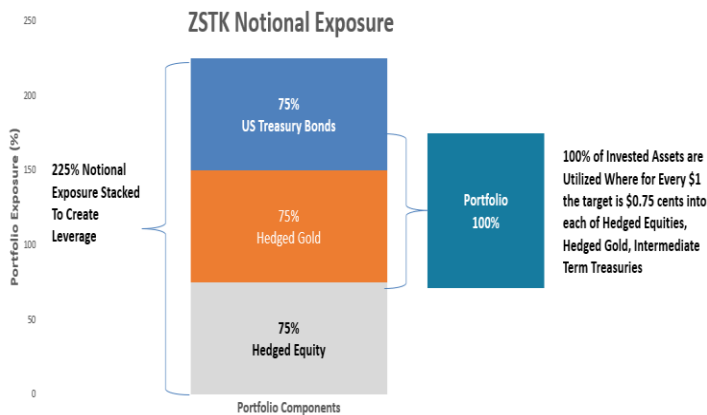
Investment Vehicle: **Separately Manage Account**
 Portfolio Manager: **Derek Moore**

Inception Date: September 2025

Strategy Overview

The ZEGA Stacked Hedged Equity | Hedged Gold | Intermediate 5-Year Treasuries strategy is designed to offer multiple asset classes 'stacked' on top of one another allowing for efficient use of capital. Portfolios are built using synthetic options positions to replicate long ownership where Equities and Gold positions are set with an initial downside hedge aiming to put a floor within the allocation to those asset classes. ZEGA Investments designed the strategy utilizing historically lower correlated assets and built upon that correlation matrix by further hedging the most volatile asset classes, creating the opportunity to produce outsized results due to the inherent hedged leverage with potential volatility smoothing. The products are deployed in a SMA format and utilize ETFs and Options. It is a hedged stacked strategy.

Methodology

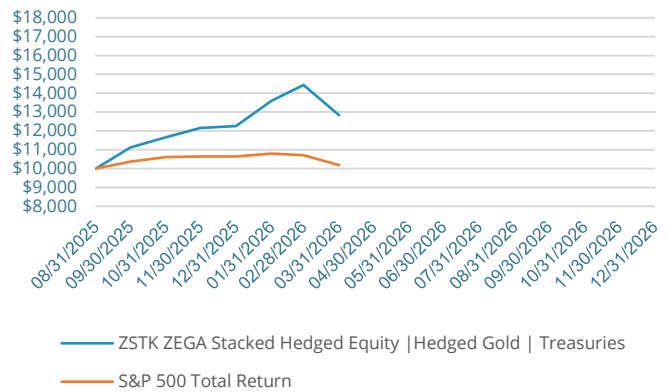


- Uses a **stacked (efficient capital / portable alpha) approach**, employing derivatives to layer multiple strategies on top of the same invested dollar rather than reallocating capital
- Each \$1.00 invested targets simultaneous exposure to \$0.75 cents of hedged **equities, \$0.75 cents of hedged gold, and \$0.75 cents of intermediate U.S. Treasuries**, without selling one asset to fund another
- **Downside risk is managed through hedging**, initially seeking to limit losses in equities and gold portions to approximately -10%

Performance Statistics

	ZEGA Investments	S&P 500 Total Return
YTD Return	4.72%	-4.33%
Annual Return ITD	53.44%	3.09%
Annualized Volatility	24.18%	8.86%
Sharpe Ratio	2.12	0.10

Cumulative Growth (since inception)



March 2026

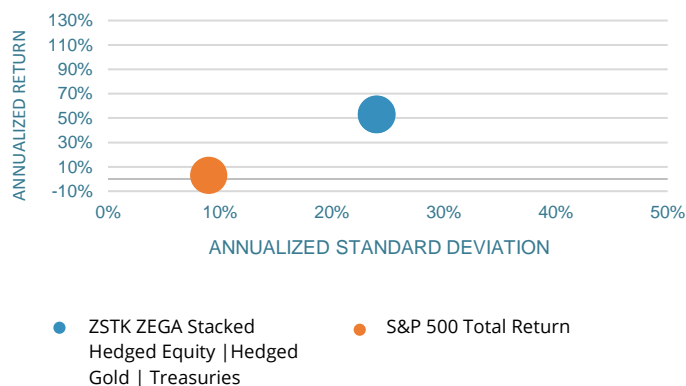
- Relies on the **historically low correlation** among stocks, gold, and Treasuries to enhance diversification and offset equity stress
- Notional exposure** reflects the value controlled through derivatives, replicating long ownership while preserving capital efficiency

Aims to reduce overall portfolio volatility and limit drawdowns

Recommended Usage

- Efficient use of capital by gaining diversified exposure across multiple, historically non-correlated asset classes
- Institutional-style, buy-and-hedge strategy delivered in a turnkey SMA structure for taxable accounts
- Uses liquid, transparent instruments to seek protected growth while reducing volatility and drawdowns

Risk vs. Return



Monthly Performance

Year	Jan	Feb	Mar	Apr	May	Jun	Jul	Aug	Sep	Oct	Nov	Dec	YTD	YTD S&P500
2025									11.13%	4.90%	4.25%	0.87%	22.59%	6.40%
2026	10.88%	6.21%	-11.08%										4.72%	-4.33%

Strategy Risks & Disclosures

Note: Returns are expressed in US Dollars and calculated net of actual fees. Performance includes reinvestment of dividends and other earnings. ZEGA Investments is a registered investment adviser and investment manager that specializes in derivatives. ZEGA is a separate accounts manager and all returns expressed herein are solely from the separate accounts business within ZEGA.

This strategy involves leverage and derivatives, which can increase volatility, create tracking error, and may generate short- or long-term capital gains; option pricing is sensitive to interest rates, implied volatility, and trading slippage. Diversification and hedging may fail in certain market environments—particularly if asset classes become highly correlated—potentially accelerating losses, and as a new strategy it lacks a long performance history and may expose investors to behavioural risks during drawdowns.

All investments involve the risk of potential investment losses as well as the potential for investment gains. Prior performance is no guarantee of future results and there can be no assurance, and clients should not assume, that future performance of any of the model portfolios will be comparable to past performance. These results should not be viewed as indicative of the advisor's skill. The prior performance figures indicated herein represent portfolio performance for only a short time period and may not be indicative of the returns or volatility each portfolio will generate over a long time period. The performance presented should also be viewed in the context of the broad market and general economic conditions prevailing during the periods covered by the performance information. The actual results for the comparable periods would also have varied from the presented results based upon the timing of contributions and withdrawals from individual client accounts. The performance figures contained herein should be viewed in the context of the various risk/return profiles and asset allocation methodologies utilized by the asset allocation strategists in developing their model portfolios and should be accompanied or preceded by the model. Standard deviation is a measure of the dispersion of a set of data from its mean. The more spread apart the data, the higher the deviation. In finance, standard deviation is applied to the annual rate of return of an investment to measure the investment's volatility. On July 1, 2024, ZEGA Financial spun off its wealth management-focused advisory business into a new firm ZEGA Investments. Consequently, ZEGA Investments acquired the Dividend Max strategy from ZEGA Financial. Prior to spin off, performance results for the period May 2023 through June 2024 were achieved at ZEGA Financial. ZEGA Financial no longer reports historical performance for this strategy. The lead manager primarily responsible for achieving prior performance began managing this strategy on at ZEGA Financial and has continued in the same capacity at ZEGA Investments. Additionally, the accounts managed and the investment process employed for this strategy at the prior firm remain substantially similar. Therefore, ZEGA Investments uses May 2023 as the inception date for the Dividend Max